



2023

Annual Report



Table of contents

List of abbreviations	2
Message from the Executive Director	3
Executive Summary	4
Introduction	5
Target Categories	10
Strategic Objective 1: Partnerships and Working Relationships	2
Strategic Objective 2: Programs and Services Relevant to Target Categories	2
Strategic Objective 3: Functioning, Efficiency, and Effectiveness	2
Strategic Objective 4: Adequate Finances for Planned Activities	2
Financial Report summary	2
List of Donors during the year	2

MESSAGE FROM PRESIDENT



Dear Supporters and Partners,

It is with great pride that I present this year's annual report, reflecting the incredible progress we have made toward building a more inclusive and sustainable future for our communities. This year, we expanded our work in autism support, primary education, water and sanitation, and environmental conservation. These efforts have been made possible by the strong partnerships we've cultivated and the unwavering commitment of our staff, volunteers, and donors.

As we continue to serve our target communities, we remain deeply committed to ensuring that every child, family, and community member we engage with can thrive. Together, we are making strides toward a future where all individuals, regardless of their circumstances, can reach their full potential.

Thank you for your continued trust and support.

Sincerely,

Mutyaba Charles President

EXECUTIVE SUMMARY

This report highlights our organization’s accomplishments over the past year in four key areas: Autism Support, Primary Education, Water and Sanitation, and Environmental Conservation. We successfully expanded our reach and deepened our impact through local partnerships, improved service delivery, and resource management.

Our autism support programs reached more families than ever before, providing critical services and early interventions for children and young people. In primary education, we enhanced learning environments, improved class structures, and supported school feeding programs, contributing to significant gains in academic performance. In water and sanitation, we continued to improve access to clean water and sanitation facilities in rural communities. Lastly, our environmental conservation initiatives helped schools and communities adopt more sustainable practices, such as afforestation and energy-saving technologies.

These efforts, alongside sound financial management and strategic planning, have helped us stay on track toward achieving our long-term goals.

Vision

A world where everyone has the opportunity to live a fulfilling and empowered life, regardless of their background.

Mission

To uplift communities by providing holistic support in education, health, sanitation, and environmental sustainability across Uganda and Africa.

Core Beliefs

- I. Inclusion: Every individual deserves the chance to succeed.
- II. Empowerment: Offering tools and resources for self-sufficiency.
- III. Sustainability: Ensuring solutions benefit future generations.
- IV. Community: Achieving goals through collaboration.

Guiding Principles

1. Compassion: Acting with kindness and empathy.
2. Integrity: Maintaining honesty and transparency.
3. Collaboration: Partnering with local and global stakeholders.
4. Innovation: Creating solutions for complex challenges.
5. Accountability: Taking responsibility for our actions and impact.

INTRODUCTION

Our organization is committed to addressing the pressing needs of vulnerable populations in our communities. We focus on four key areas: Autism Support, Primary Education, Water and Sanitation, and Environmental Conservation. By working closely with local stakeholders, schools, and families, we aim to create sustainable change that empowers children and communities to thrive. This report outlines our progress, challenges, and future plans as we continue to implement solutions that promote social inclusion, education, and environmental stewardship.

FOR THE YEAR 2023 WE IMPLEMENTED A RANGE OF PROJECTS AND PROGRAMS AS BELOW

Water Supply from shallow wells and community involvement



In all our water and sanitation projects, we actively engage with local communities to identify the most suitable locations for digging shallow wells. To ensure the long-term sustainability of these water sources, a community management team is established to explore options for community contributions. Typically, a small fee is introduced, collected by an appointed manager. These funds are allocated for future repairs and potential expansion of the project, helping to maintain and grow the initiative over time.

ENVIRONMENTAL STEWARDSHIP: PROTECTING UGANDA’S NATURAL RESOURCES



Uganda is a unique and beautiful country, abundant in natural resources and rich in biodiversity. However, it faces significant environmental challenges such as pollution, deforestation, and the impacts of climate change. To address these issues, we are focusing on empowering young stewards to protect the environment and ensure its sustainability for future generations.

By promoting environmental awareness and action, we aim to inspire others to join the movement for positive change. As part of this effort, we supported a school initiative by providing 10,000 seedlings for students to plant. Additionally, we developed educational materials and organized workshops on sustainable practices. This initiative also led to the establishment of community-managed forests, aimed at protecting indigenous species and providing resources for traditional medicine, sustainable agriculture, and eco-tourism.

SHOES AND CLOTHING DONATION



To foster a sense of pride and belonging, we donated shoes and clothing to underprivileged children in Nabalanga Village Mukono District and Bubemba village Kalungu District. These donations not only

ensured the children could attend school with dignity and confidence but also helped promote a sense of equality among their peers. In addition, we provided enrollment opportunities at our primary school, giving them access to quality education and a brighter future.

ACTIVITY REPORT: INCREASING RESOURCES FOR INCLUSIVE EDUCATION

In 2023, our organization significantly expanded the availability of resources to support inclusive education for vulnerable children, including orphans and those from low-income families. By creating a conducive learning environment, we helped these children excel in various subjects such as ethics, environmental studies, social studies, language, science, arts, and technology, while also fostering their personal and moral development.

Global Educational Context

Education is widely recognized as a fundamental right and duty for individuals and societies alike. While the global literacy rate has increased over the past two centuries, sub-Saharan Africa continues to face challenges, with youth literacy rates still below 50% in some areas. Public financing remains a major driver of educational advancements, but gaps in access persist.

Our Contributions in 2023

We supported two major educational programs: 1. Daycare Program – Currently accommodating 78 children, most of whom are orphans or from underprivileged families. 2. Tuition Programs – Serving 291 primary school pupils (Grade 1-7) and 183 secondary school students (Form 1-6).

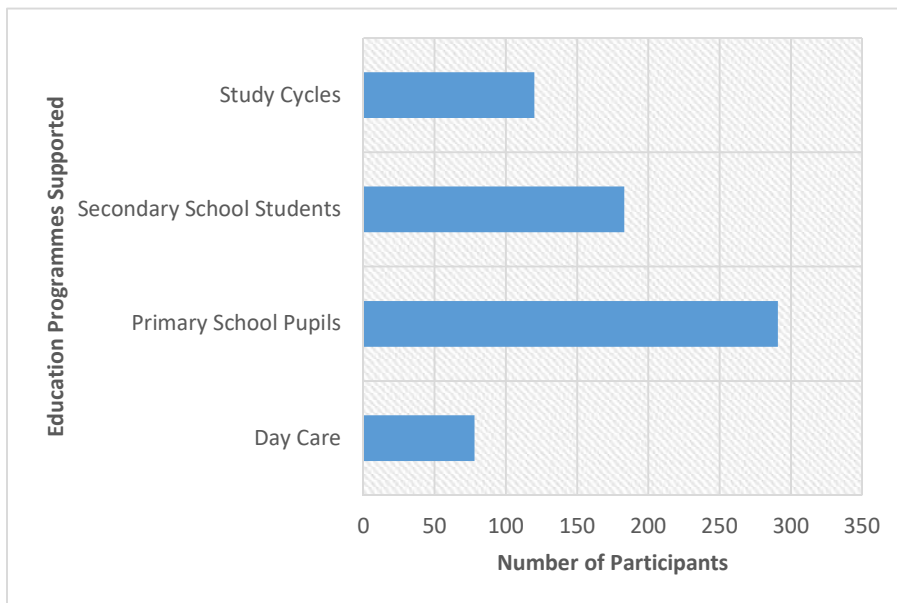


COMMUNITY EMPOWERMENT IN COMPUTER LITERACY

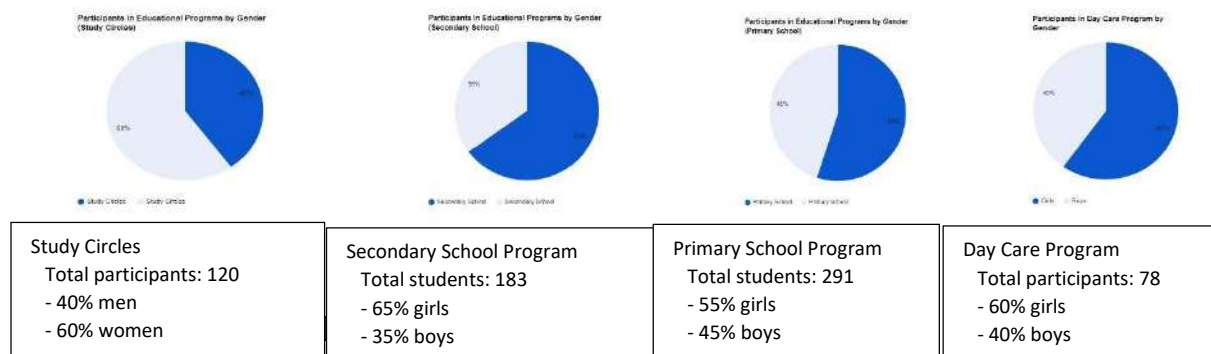
Additionally, we organized study circles on various subjects for over 120 men and women each week, fostering adult learning and skill development. These efforts address critical gaps, particularly in computer literacy and leadership training. Without access to these essential skills, many individuals—especially youth—struggle to break the cycle of poverty and improve their socio-economic conditions.



GRAPH SHOWING PARTICIPANTS IN EDUCATION PROGRAMS SUPPORTED IN 2023



CHARTS SHOWING GENDER DISTRIBUTION ACROSS OUR DIFFERENT EDUCATIONAL PROGRAMS



In response to the growing demand for quality education, we have purchased 8 acres of land with the goal of constructing new facilities to accommodate a larger number of students. This expansion aims to provide a conducive learning environment for children from vulnerable families, ultimately improving educational outcomes and contributing to the socio-economic development of the region.

Project Benefits

Beneficiaries

- The project will directly benefit children from vulnerable families in the Central region and surrounding areas.
- School teachers and staff will have improved working conditions, motivating them to strive for greater achievements.



Social Benefits

- The construction of the school in the rural Nabalanga region will significantly improve student performance by providing a quality educational environment.
- With the presence of competent teachers, an effective educational system, and adequate learning materials, the literacy rate will increase, enabling students to contribute to socio-economic development while adhering to social values and principles.
- The project will help reduce school dropout rates by offering a supportive and engaging educational experience.

- The new school will also provide a better working environment for teachers, enhancing their effectiveness in educating the pupils.

By providing education and support, the school will help reduce the number of street children and beggars, contributing to a decrease in crimes such as prostitution and robbery, and shaping a better future generation.

Building Requirements

- ✓ 18 Classrooms
- ✓ Dormitories: 6 for boys and 6 for girls
- ✓ 1 Computer Lab
- ✓ Dining Hall
- ✓ Administration Block
- ✓ 3 Sports Grounds: Football, Volleyball, and Basketball
- ✓ Parade Ground
- ✓ 30 Toilets and 18 Bathrooms
- ✓ Outdoor Activity Area for Children
- ✓ Executive House: 2 apartments
- ✓ Water Well and Rainwater Collection Tank
- ✓ School Garden, Parking Area, Security Entrance, and School Fence

This expansion will create a modern and holistic educational facility, enabling students to learn in a supportive, well-equipped environment. The focus on infrastructure, staff motivation, and social benefits will ensure the long-term success of the project and its impact on the community.

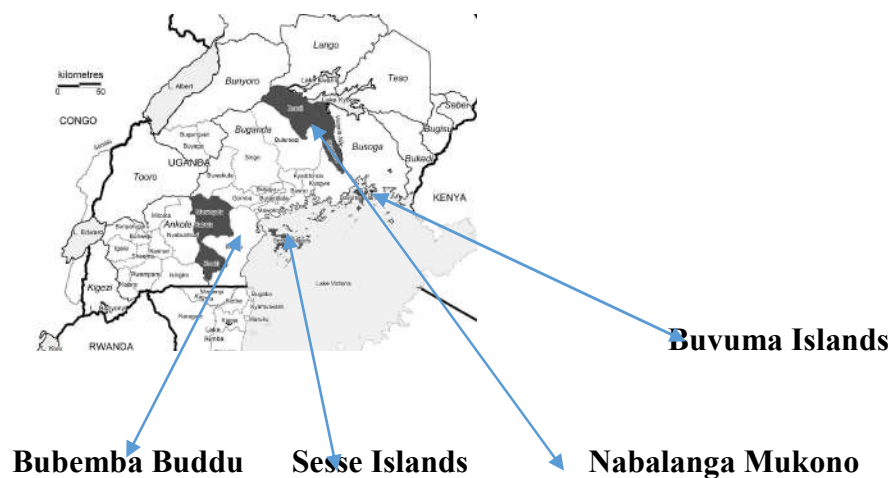


Target Categories

We focus our efforts on:

- ❖ Children and young people affected by autism, and their families
- ❖ Primary school students and educational institutions in underserved areas
- ❖ Rural communities lacking access to clean water and proper sanitation
- ❖ Schools and community groups involved in environmental conservation activities

CURRENT GEOGRAPHIC COVERAGE



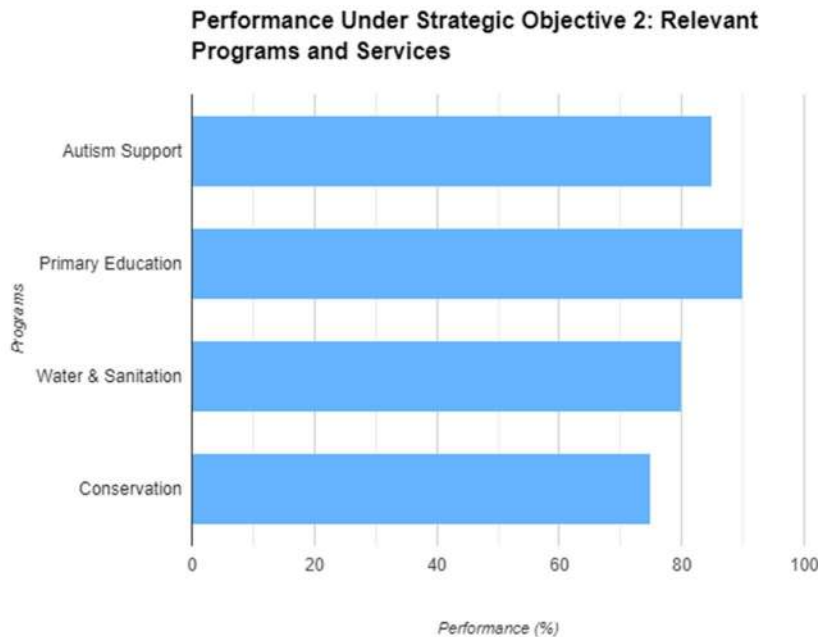
Strategic Objective 1: Partnerships and Working Relationships

This year, we strengthened our partnerships with key stakeholders, including local governments, schools, NGOs, and community groups. These relationships were vital in ensuring that our programs reached those most in need. Collaborative efforts allowed us to maximize resources and expertise, expanding the reach of our autism support, primary education, water, and conservation initiatives. We will continue building these alliances to drive long-term impact.



Strategic Objective 2: Programs and Services Relevant to Target Categories

Our programs remained responsive and relevant to the communities we serve. In autism support, we provided early intervention services and tailored programs for children and their families. In primary education, we improved school facilities and ensured that students received nutritious meals. Our water and sanitation projects continued to deliver access to clean water and hygiene services, while our conservation programs engaged schools in sustainable practices. These efforts were designed to meet the specific needs of each target category, ensuring high levels of participation and positive outcomes.



Performance Distribution Across Programs



Strategic Objective 3: Functioning, Efficiency, and Effectiveness

We have made significant strides in enhancing the efficiency of our operations by streamlining internal processes, improving interdepartmental communication, and optimizing resource utilization. By integrating technology solutions and ensuring our teams receive comprehensive training, we have been able to deliver services more effectively. Regular monitoring and evaluation have allowed us to track progress and refine our strategies as needed.

Our leadership and management system has been instrumental in maximizing staff potential. We trained 13 staff members (8 female and 5 male) in Monitoring and Evaluation (M&E) through sessions facilitated by a consultant, as we currently lack an M&E specialist. We also distributed reporting templates for activities, monthly, quarterly, and annual reports to staff.

The training focused on fostering a culture of transformation, strengthening coordination, and learning from other partners. It included strategies for mapping annual signature events, such as marathons, to generate internal resources and support the organization's growth..



Strategic Objective 4: Securing Adequate Finances for Planned Activities

Our organization has largely relied on the generous support of President Mr. Mutyaba Charles, whose contributions have enabled us to finance key activities. Through sound financial management practices, we ensured that resources were allocated efficiently to meet our organizational objectives. Additionally, we prioritized transparency and accountability by adhering to international financial standards, which helped build trust with stakeholders.

Looking ahead, we recognize the need to diversify our funding sources to sustain and expand our programs. We plan to implement several fundraising initiatives, including:

- Marathon Run: A community-based event to raise funds and create awareness around our causes.
- Fundraising Dinner: An opportunity to engage stakeholders and potential donors while showcasing our achievements and goals.
- Development Partnerships: We aim to seek partnerships with local and international development organizations to secure long-term funding.
- Government Support: We will continue to engage with government bodies to integrate our projects into public funding initiatives, particularly in education, autism support, water and sanitation, and environmental conservation.
- Local Community Contributions: Engaging local communities in joint fundraising efforts to strengthen ownership and support of our projects.

These initiatives will focus on critical areas such as secondary education, autism support for parents, water and sanitation, conservation efforts, and humanitarian aid. By diversifying our revenue streams and building strong partnerships, we aim to ensure the financial sustainability of our programs.

LESSONS LEARNED WHILE IMPLEMENTING PROJECTS

1. Autism Support

- Continuous Engagement is Key: Merely offering services like early intervention and therapy is not enough. Children and their families benefit greatly from ongoing support through mentorship, regular follow-ups, and community engagement, which fosters retention and better outcomes.
- Parental Involvement Enhances Impact: Engaging parents through group-based interventions, such as peer learning and counseling, helped create a support network. This approach strengthened family involvement and promoted a shared understanding of autism management.

2. Primary Education

- Holistic Support beyond Tuition: Paying for tuition and school supplies alone does not ensure academic success. Mentorship, regular check-ins, and additional student support services are vital for retaining students and ensuring they complete their education.

- **Teacher Motivation and Capacity Building:** Improving facilities and providing student meals positively impacted attendance, but ensuring teachers receive the necessary training and motivation is crucial for sustaining long-term academic improvements.

3. Water and Sanitation

- **Community Ownership Increases Sustainability:** Projects that involved local community members in decision-making, such as managing water resources and maintenance of wells, had a higher rate of long-term success. Community management teams helped ensure continued functionality and expansion.
- **Behavior Change Takes Time:** Introducing hygiene practices like hand washing and latrine use requires continuous education. While infrastructure was built, sustained behavioral change required ongoing awareness campaigns and community-led initiatives.

4. Environmental Conservation

- **Youth Engagement is Essential for Longevity:** Engaging students in afforestation and sustainable practices not only raised awareness but also helped them take ownership of environmental protection. Continued engagement through environmental clubs and peer networks is necessary for long-term impact.
- **Collaboration with Local Authorities:** Involving local leaders and government officials in conservation efforts facilitated better alignment with district plans and budgets. This helped ensure that initiatives such as community-managed forests and the use of energy-saving technologies were well-integrated into broader environmental policies.

5. Cross-Cutting Lessons

- **Entrepreneurship and Life Skills:** Programs that integrated entrepreneurship and life skills training alongside core services empowered participants to transition into self-employment. However, additional mentorship and support during this transition phase are essential for sustained success.
- **Group-Based Interventions Build Shared Values:** Group interventions, whether for parents of children with autism or communities working on environmental conservation, promoted peer learning and created a sense of shared responsibility. This model proved effective in fostering collaboration and community ownership of projects.

FINANCIAL REPORT SUMMARY

STATEMENT OF FINANCIAL POSITION AS AT DECEMBER 31ST 2023

		Year Ended		Year Ended
		12/31/2023		12/31/2022
	Notes	UGX		UGX
Non-Current Assets	2.5.1			
Land		61,000,000.00		40,000,000.00
Building		213,102,926.00		116,301,304.00
Vehicle		14,100,000.00		18,800,000.00
Fixtures, Furniture and Fittings		52,166,512.50		21,095,287.50
Office Equipment		2,639,625.00		3,079,562.50
Computer		2,016,875.00		0
		345,025,938.50	73.1%	199,276,154.00
Current Assets				
Inventory		1,985,044.95		1,312,628.39
Debtors (Loan advance)	2.5.2	10,870,000.00		1,750,000.00
Bank Balance	2.5.3	3,120,769.99		1,747,719.70
Cash at hand	2.5.3	11,064,529.90		2,125,990.50
		370,229,283.34	84.1%	201,064,992.59
Current Liabilities				
Creditors	2.5.9	1,837,000.00		5,147,500.00
		1,837,000.00		5,147,500.00
Total Reserves & Liabilities		372,066,283.34	4 80.4%	206,212,492.59

The Accounting policies and notes on pages 12 to 15 form part of these financial statements

CHAIRPERSON

DIRECTOR

**2.3 STATEMENT OF COMPREHENSIVE INCOME AND EXPENDITURE FOR THE YEAR
ENDED DECEMBER 31ST 2023**

		Year Ended		Year Ended
		12/31/2023		12/31/2022
	Notes	UGX		UGX
Income				
Funds from Mutyaba Charles	2.5.5	388,037,934.94	16.7%	332,612,392.12
Project Incomes	2.5.6	18,429,498.05		15,904,165.65
		406,467,432.99	16.6%	348,516,557.77
Less: Cost of Goods Sold	2.5.7	(6,702,783.04)		(5,331,171.61)
Gross Income		399,764,649.95	16.5%	343,185,385.39
Expenditure	2.5.8			
Education costs		(82,898,184.00)		(65,191,000.00)
Clinic Costs		0.00		(114,000.00)
Employment costs		(40,570,000.00)		(31,656,000.00)
Financial costs		(892,709.70)		(687,697.30)
Home expenses		(51,717,550.00)		(37,109,312.00)
Office costs		(8,464,500.00)		(7,251,100.00)
Professional fees		(1,870,000.00)		(1,892,000.00)
Telecommunications costs		(1,361,500.00)		(867,200.00)
Transport costs		(19,404,200.00)		(13,159,824.00)
Travel and Meetings		(127,000.00)		(10,000.00)
Utilities		(7,043,800.00)		(3,509,800.00)
Contract Services/Capital purchase (2014)		(3,690,000.00)		(1,300,000.00)
Depreciation	2.5.1	(17,708,415.5)	68.2%	(10,527,046.00)
<i>Total Expenditure</i>		(235,747,859.20)	36.1%	(173,274,979.30)
Surplus/(Deficit)		164,016,790.75	-3.5%	169,910,406.86

The Accounting policies and notes on pages 12 to 15 form part of these financial statements

CHAIRPERSON
DIRECTOR

**2.4 STATEMENT OF RECEIPTS AND PAYMENTS FOR THE YEAR ENDED DECEMBER
31ST 2023**

		Year Ended		Year Ended
		12/31/2023		12/31/2022
	Notes	UGX		UGX
Receipts				
Cash & Bank Balance B/F	2.5.3	3,873,710.20		7,654,585.73
Donor Funds	2.5.5	388,037,934.94	16.7%	332,612,392.12
Project Incomes	2.5.6	18,429,498.05	15.9%	15,904,165.65
		410,341,143.19	15.2%	356,171,143.50
Less: Payments During the Year				
Project Cost of Goods Sold		2.5.7 (6,702,783.04)		(5,331,171.61)
Expenses (dep added back)	2.5.8	(218,039,443.70)		(162,747,933.30)
		(224,742,226.74)		(168,079,104.91)
Net Cash from Operations	2.5.9	(7,955,416.56)		2,084,871.61
Net Investing Activities	2.5.10	(163,458,200.00)		(186,303,200.00)
Excess of Receipts Over Payments		(171,413,616.56)		3,873,710.20
Represented By:				
Cash and Bank Balances as at 12.31.2015	2.5.3	14,185,299.89		226.2% 3,873,710.20

The Accounting policies and notes on pages 12 to 15 form part of these financial statements

CHAIRPERSON

DIRECTOR

